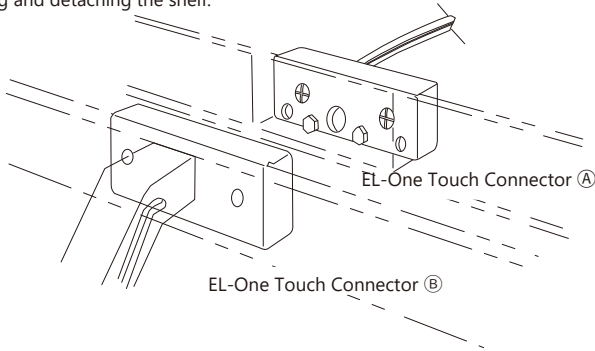


【Prosper EL-Plug in Series】

EL-One Touch Connector

It's an epoch-making energizing part that can turn on/off the shelf lighting simply by attaching and detaching the shelf.

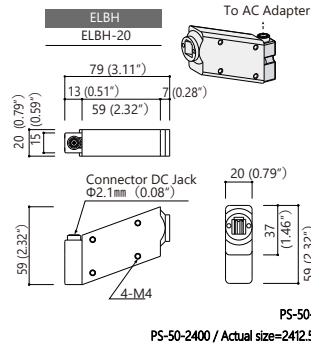


【Prosper EL-Plug in Series】 uses the "EL-One Touch Connector", which has the function to easily turn on/off the electricity from the support to the lighting shelf by attaching/detaching the shelf without electrical work.

● EL-Dot System 【For details, refer to P215-P221 in the general catalog】

EL-Standard Base 24V (Using AC Adapter 24V)

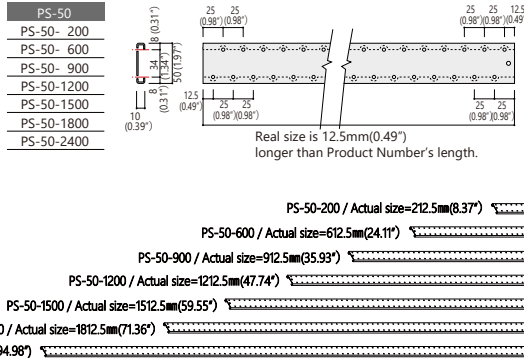
Product No. : **ELBH-20**
Material : Aluminum, ABS etc.
Surface finish : Anodized
Accessory : 4×M4 screw
(for Standard Support mounting)



Standard Support

● Support for fixing EL-Standard Base 24V to the stud.
Can be mounted Base in a 25mm(0.98") pitch.

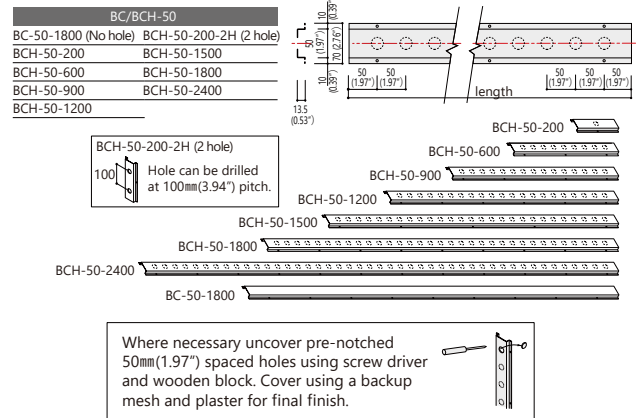
Product No. : **PS-50**
Material : Surface-treated steel sheet.
Accessory : Nothing. Screw is not included.



Base Cover

● Necessary part for finishing clean the mounting surface in the case of construction of plasterboard finish.

Product No. : **BC-50 / BCH-50**
Material : Electrolytic zinc-coated steel sheet
Surface finish : Special paper pasting for painting



EL-Dot Plug in Single Wood Shelf Bracket

● One bracket with an energizing function can support a wooden shelf.

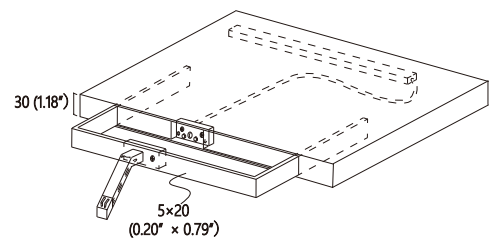
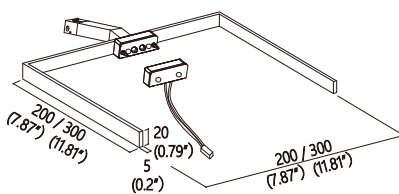
Product No. : **EL-DPSS-5×20**
Material : Stainless Steel
Surface finish : Hairline

EL-DPSS

EL-DPSS-5×20-200×200-HL
Wooden shelf size: 300×300mm(11.81"×11.81")

EL-DPSS-5×20-300×300-HL
Wooden shelf size: 400×400mm(15.75"×15.75")

※ The Bracket is set 1° above the horizontal



※ Wooden shelf is not included.
< Maximum load capacity(center loading):
Shelf size 400×400mm(15.75"×15.75") 15kg(33.06lbs). >

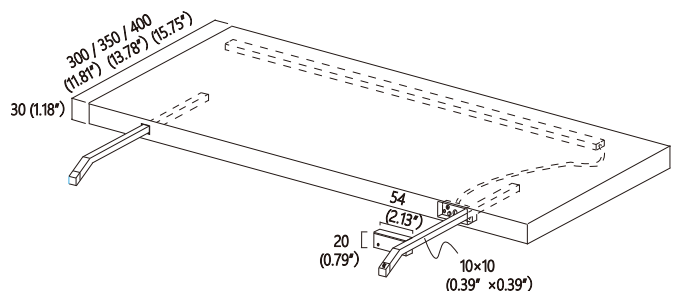
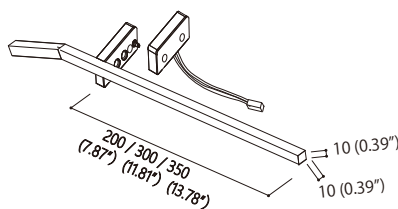
EL-Dot Plug in Wood Shelf Bracket

Product No. : **EL-DPWS-10□**
Material : Stainless Steel
Surface finish : Hairline

EL-DPWS

EL-DPWS-10□-250-HL
EL-DPWS-10□-300-HL
EL-DPWS-10□-350-HL

※ The Bracket is set 1° above the horizontal



※ Wooden shelf is not included.
< Maximum load capacity(center loading):
Shelf size 1200×350mm(47.24"×13.78") 25kg(55.12lbs). >

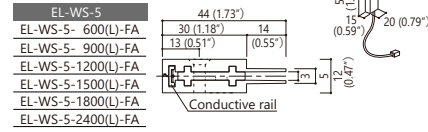


EL-Wonder Line System 【For details, refer to P31-P38 in the general catalogue】

EL-Wonder Line Single Support

- Ultra-fine support that can be moved in 50mm(1.97") pitch.
- It is possible to energize 24V.
- For 12.5mm(0.49") plaster board.

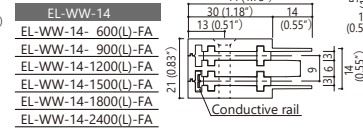
Product No. : **EL-WS-5**
 Material : Aluminum
 Surface finish : FA(Anodized Aluminum)



EL-Wonder Line Double Support

- Ultra-fine support that can be moved in 50mm(1.97") pitch.
- It is possible to energize 24V.
- For 12.5mm(0.49") plaster board.

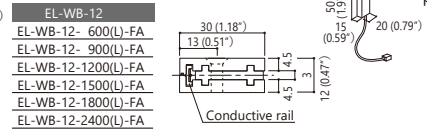
Product No. : **EL-WW-14**
 Material : Aluminum
 Surface finish : FA(Anodized Aluminum)



EL-Wonder Line Basic Support

- Ultra-fine support that can be moved in 50mm(1.97") pitch.
- It is possible to energize 24V.
- It's a size suitable for storing in furniture.

Product No. : **EL-WB-12**
 Material : Aluminum
 Surface finish : FA(Anodized Aluminum)



※ Custom sizes are also available. Delivery takes about 10 days. Please contact us for the price.
 ※ Power supply(AC Adapter) is sold separately. Please contact us for the detailed price.
 ※ The countersink for mounting is processed only on the right side.

EL-Wonder Line Plug in Single Wood Shelf Bracket

- One bracket with an energizing function can support a wooden shelf.

Product No. : **EL-WPSS-5×22**
 Material : Stainless Steel
 Surface finish : Hairline

EL-WPSS

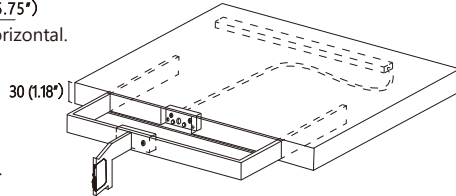
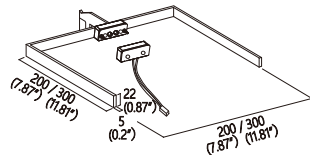
EL-WPSS-5×22-200×200-HL

Wooden shelf size: 300×300mm(11.81"×11.81")

EL-WPSS-5×22-300×300-HL

Wooden shelf size: 400×400mm(15.75"×15.75")

※ The Bracket is set 1° above the horizontal.



※ Wooden shelf is not included.

< Maximum load capacity(center loading):
 Shelf size 400×400mm(15.75"×15.75") 15kg(33.06lbs) >

EL-Wonder Line Plug in Wood Shelf Bracket

Product No. : **EL-WPWS-5×22**
 Material : Stainless Steel
 Surface finish : Hairline

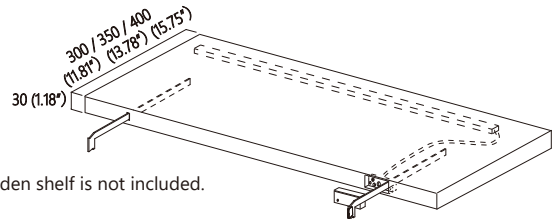
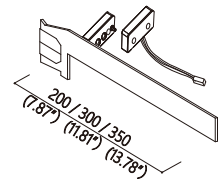
EL-WPWS

EL-WPWS-5×22-250-HL

EL-WPWS-5×22-300-HL

EL-WPWS-5×22-350-HL

※ The Bracket is set 1° above the horizontal.



※ Wooden shelf is not included.

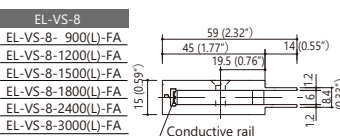
< Maximum load capacity(center loading):
 Shelf size 1200×350mm(47.24"×13.78") 25kg(55.12lbs) >

EL-V Line System 【For details, refer to P47-P52 in the general catalogue】

EL-V Line Single Support

- For 12.5mm(0.49") plaster board.

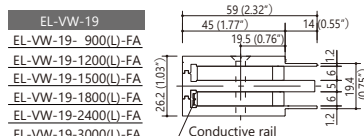
Product No. : **EL-VS-8**
 Material : Aluminum
 Surface finish : FA(Anodized Aluminum)



EL-V Line Double Support

- For 12.5mm(0.49") plaster board.

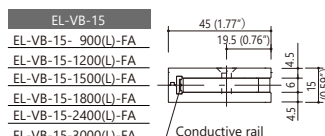
Product No. : **EL-VW-19**
 Material : Aluminum
 Surface finish : FA(Anodized Aluminum)



EL-V Line Basic Support

- It's a size suitable for storing in furniture.

Product No. : **EL-VB-15**
 Material : Aluminum
 Surface finish : FA(Anodized Aluminum)



EL-V Line support is a heavy-duty system with a sectional shape larger than the **EL-Wonder Line support**, 12×30mm(0.47"×1.18"), which is 15×45mm(0.59"×1.77"), a slit size of 6mm, and a bracket thickness of 5mm. You can use it with confidence in load bearing.

※ Custom sizes are also available. Delivery takes about 10 days. Please contact us for the price.
 ※ Power supply(AC Adapter) is sold separately. Please contact us for the detailed price.
 ※ The countersink for mounting is processed only on the right side.

EL-V Line Plug in Single Wood Shelf Bracket

- One bracket with an energizing function can support a wooden shelf.

Product No. : **EL-VPSS-5×20**
 Material : Stainless Steel
 Surface finish : Hairline

EL-VPSS

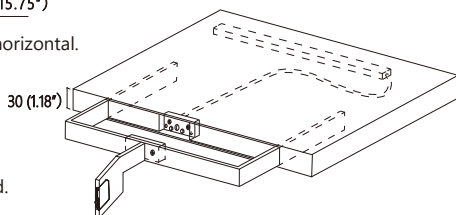
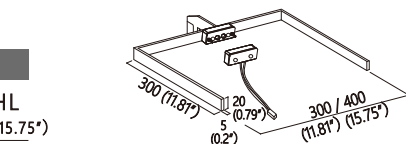
EL-VPSS-5×20-300×300-HL

Wooden Shelf size: 400×400mm(15.75"×15.75")

EL-VPSS-5×20-400×300-HL

Wooden Shelf size: 450×400mm(17.72"×15.75")

※ The Bracket is set 1° above the horizontal.



※ Wooden shelf is not included.

< Maximum load capacity(center loading):
 Shelf size 400×400mm(15.75"×15.75") 20kg (44.09lbs) >

EL-V Line Plug in Wood Shelf Bracket

Product No. : **EL-VPWS-5×20**
 Material : Stainless Steel
 Surface finish : Hairline

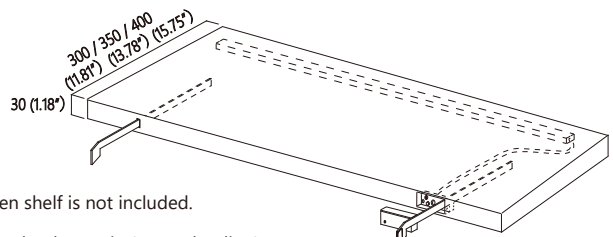
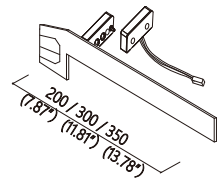
EL-VPWS

EL-VPWS-5×20-250-HL

EL-VPWS-5×20-300-HL

EL-VPWS-5×20-350-HL

※ The Bracket is set 1° above the horizontal.



※ Wooden shelf is not included.

< Maximum load capacity(center loading):
 Shelf size 1200×350mm(47.24"×13.78") 30kg (66.14lbs) >

EL-Line Base 12V/24V

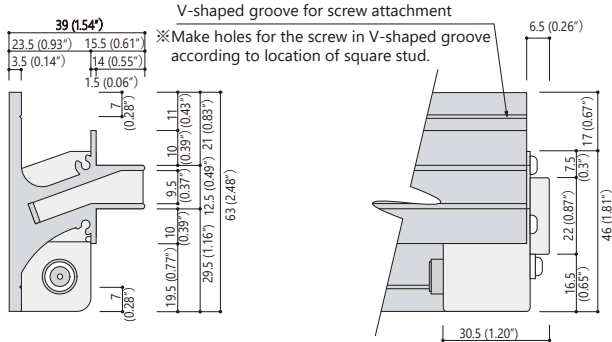
[For details, refer to P81-P87 in the general catalogue]

- Compatible with AC adapter 12V/24V.
- By installing EL line base at the required position, it's possible to supply power to the lighting equipment without a cord.
- Hangers, wooden shelves, glass shelves, etc. can be set because of the same dimensions as the conventional Line Base.
(※Insulated edge is required.)

Product No. : **ELB-12V-10/ELB-24V-10**
 Material : Aluminum
 Surface finish : FA(Anodized Aluminum)
 Length : 1000mm/2000mm/3000mm (39.37"/78.74"/118.11")


※When using EL-Line Base as a normal hanger or shelf function, the metal part needs to be insulated.

■ For right-hand power supply



R-FA
 (For right-hand power supply)
 ELB-(12Vor24V)-10-1000-R-FA
 ELB-(12Vor24V)-10-2000-R-FA
 ELB-(12Vor24V)-10-3000-R-FA

L-FA
 (For left-hand power supply)
 ELB-(12Vor24V)-10-1000-L-FA
 ELB-(12Vor24V)-10-2000-L-FA
 ELB-(12Vor24V)-10-3000-L-FA



※Maximum current: 2A/pc. ※With overcurrent prevention function (Automatic shut down and restoration)

※EL-Line Base can't be cut on site.
 ※Can be cut to the desired length(paid).
 ※For a low voltage, there is no effect on the human body and no danger even if by any chance an electric shock.
 ※Do not use metal that is not insulated with this item to avoid a risk of a short circuit. Be sure to insulate when inserting.
 ※There is a dead point that does not conduct the joint part.

※Use Joint Pin for prevention of gap when connecting EL-Line Base.

Joint Pin (Steel) LJP-30
 3φ (0.12")
 30 (1.18)

Insulating tape
 Insulation processing

※ When using hangers and brackets to EL-Line Base, insulation processing is required.

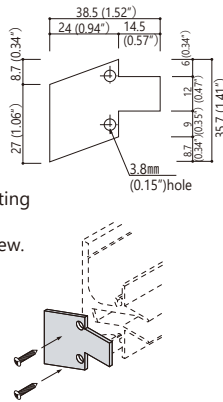
EL-Line End Cap

- End Cap is a dummy cover for the end of EL-Line Base to hide inside the wall. PVC sheet is stuck inside.

Product No. : **ELEC**
 Material : Steel / PVC
 Surface finish : FA(Anodized Aluminum touch painting)
 Thickness : 1.2mm (0.05")
 with 2 pc. of M3 x 12mm tapping screw.

ELEC
ELEC-FA

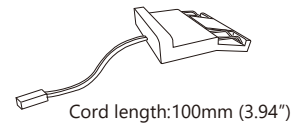
※One side insulation processed



EL-Line Plug 24V

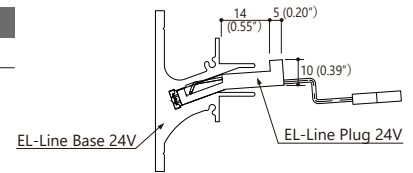
- A plug for supplying power from any location on the EL-Line Base.

Product No. : **ELP-45×5×10 (24V)**
 Material : Aluminum, Stainless Steel, ABS
 Surface finish : FA(Anodized Aluminum)
 Size : 45×55×10Φmm(1.77"×2.17"×Φ0.39")



ELP
ELP-45×5×10 (24V)-FA

※Parts for EL-Line Base 24V only.

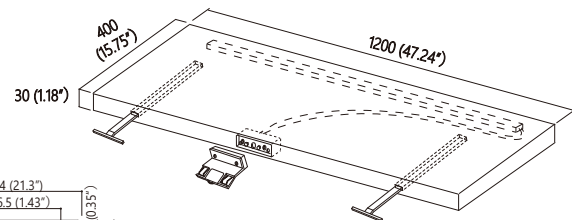
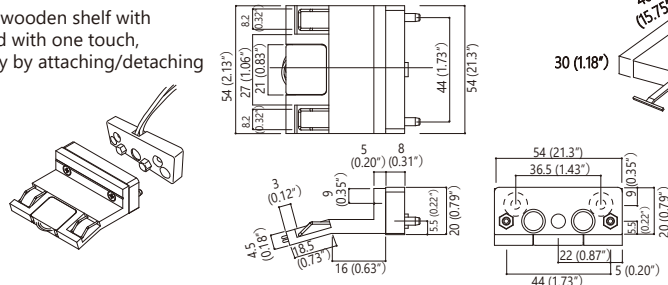


EL-Line Plug in Plug 24V

- By using the EL line bracket together, a wooden shelf with lighting (24V) can be attached/detached with one touch, and power ON/OFF can be handled only by attaching/detaching the shelf.

Product No. : **ELPP-54×13×20 (24V)**
 Material : Aluminum
 Surface finish : FA(Anodized Aluminum)

ELPP
ELPP-54×13×20 (24V)-FA



※Please note that the specifications are subject to change without notice for quality improvement.

CRL US : (Approved by UL as an American / Canadian standard certified product.)

One by One Co.,Ltd.

Head Office
 2-1-39 Imagome, Higashi-Osaka 578-0903 Japan
 Phone:+81-72-968-1011 Fax:+81-72-968-1013
 E-mail:prosper@onebyone.ne.jp
 https://www.onebyone.ne.jp

Tokyo Office & Showroom
 1-1-16 1st floor, Akasaka, Minatoku,
 Tokyo 107-0052 Japan
 Phone:+81-3-6229-1011 Fax:+81-3-6229-1013

New York Office
 c/o S.G.F. Associates, Inc.
 271 Madison Avenue, Room 608
 New York, NY 10016 U.S.A.
 Phone:+1-917-261-4780 Fax: +1-917-261-4784
 E-mail:prosper-ny@onebyone.ne.jp

